

Club V1 Members Hub – Guidance on how to install and register

Register for Club V1 Members Hub

- Keep up to date with all club news
- Course updates
- Competition news
- Access your handicap cert
- Club diary and other info


You can use the ClubV1 Members Hub on your smart phone, tablet, laptop or computer.

If you are using an iPhone or iPad you need to download the ClubV1 Members Hub from the **App Store**

If you are using an Android phone or tablet download the ClubV1 Members Hub from the **Google Store**

If you are using a laptop or computer then load your web browser and go to <https://default.hub.clubv1.com/>

When you have downloaded and installed the app or gone to the website above you should see a screen like this:



To successfully register to the ClubV1 Members Hub on the website or on the app, the email address you are using must match the email address you provided to the club with your application.

If you already have a HowDidiDo Account

HowDidiDo and the Club V1 Members Hub both use what is called the HowDidiDo Passport. This is a universal Username and Password which works for both.

If you already have an existing HowDidiDo account you will not need to register on the ClubV1 Members Hub.

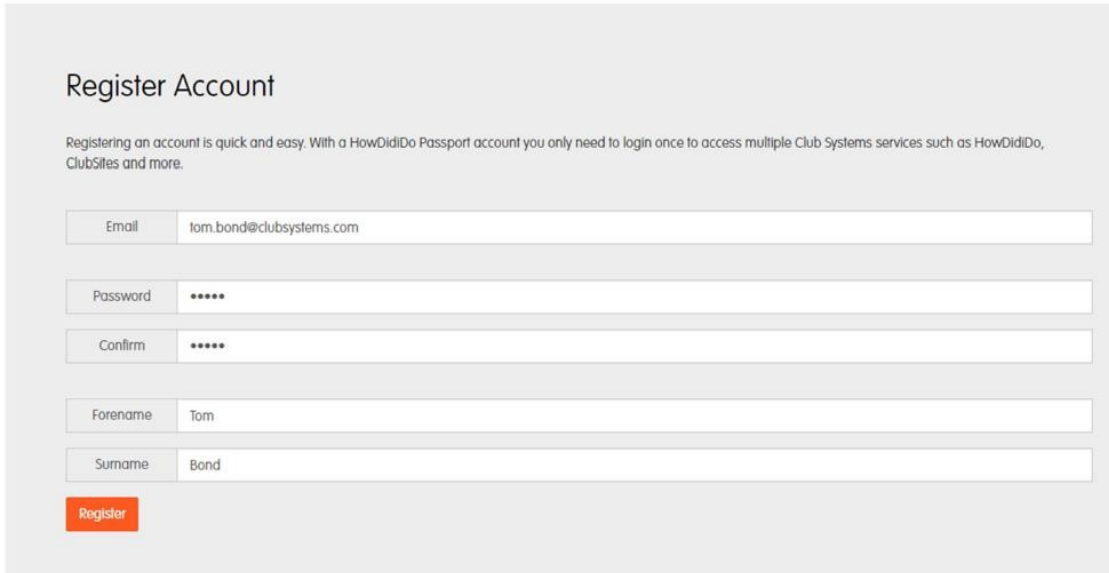
All you need to do is select the orange box on the left of your screen, as shown above, for “Passport Log In” and then when prompted use the same Email Address and Password that you use for HowDidiDo.

Club V1 Members Hub – Guidance on how to install and register

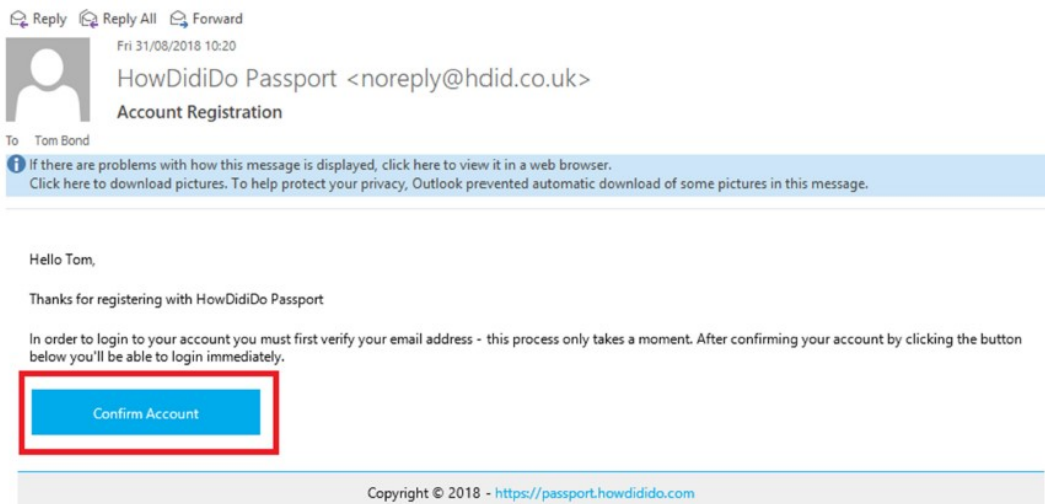
You will then be promoted to link your Club V1 Members Hub account to you Home Club.

If you do not have a HowDidiDo Account

1. Select the white box on the right of your screen as, shown above for, “Passport Registration”.
2. Enter your Email Address, Password and Full name in the Register Account page shown below.



3. An activation email will then be sent to your email inbox as shown below. You will then need to click on the Blue “Confirm Account” button to activate your registration.



4. Once you have clicked on the “Confirm Account” button you will be redirected to the HowDidiDo Passport Website shown below. This is where you can update your password if you ever need to do so.

Club V1 Members Hub – Guidance on how to install and register

Profile

Forename	Tom
Surname	Bond

If you wish to update your password, please enter and confirm it below.

New Password	
Confirm	

Remember to update your [account recovery](#) options as well if you haven't already done so, to avoid losing access to your account. You can also change your primary email address [here](#).

Please re-enter your current password to save the changes.

Password	
----------	--

[Update](#)

5. You will then need to go to the ClubV1 Members Hub, as shown on page 1 and this time select the orange box on the left for PASSPORT LOG IN. Enter the details you have just used to register with.

Once you have logged in you will be brought to this page:


Switch Clubs

Linked Clubs

 You are not linked with any clubs.

Search for Clubs

If you're a member of a club that uses the ClubV1 Members Hub, please click below to search for clubs that you may link to.

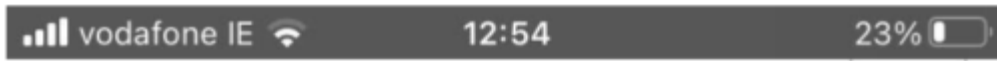
 Search For Clubs

Your club may show in the Linked Club above, if it does then please select that and you will now be linked to your club and will now be on the ClubV1 Members Hub dashboard.

If, like in the image above, your club does not show up in the Linked Clubs section select the option to "Search for Clubs"

6. Once you choose the option for 'Search for Clubs' any club that has your email address on record will show up.

Club V1 Members Hub – Guidance on how to install and register



Club Setup

Please select the club you wish to link to.

Selected Club: None

GOWRAN PARK GOLF CLUB
Continue

[Privacy](#) | [Terms and Conditions](#) | [Support](#)

©2022 - Club Systems International Ltd.

If you see your club show up you will then need to select the box saying “--- Please select from dropdown ---”. When you select that three home addresses will appear, you will need to select the Home Address that applies to you and hit Confirm.

7. After that you will now be logged in and on the Dashboard screen like the one below.

Club V1 Members Hub – Guidance on how to install and register

